

Scaled data based on original data using
LM-79-08 Approved Method: Electrical and Photometric Measurements of Solid-
State Lighting Products

Test Report Prepared for
Cooper Lighting Solutions
(formerly Eaton)

Brand: INVUE

Report Number: P672843

Luminaire Tested: **CCP-SA-1C-750-U-RW**

Issue Date: 04/16/2023



Test Information

Test Method: LM-79-08
Report Number: P672843
Test Lab: INNOVATION CENTER(G2)
Issue Date: 04/16/2023
Manufacturer: COOPER LIGHTING SOLUTIONS (FORMERLY EATON)
Product Line: INVUE
Catalog Number: CCP-SA-1C-750-U-RW
Description: INVUE CLEAR CURVE POLE MOUNT LIGHT SQUARE LUMINAIRE @615mA w/ RW distribution lens
Light Source: (16) 5000K CCT, 70 CRI LEDS
Ballast/Driver: ELECTRONIC DRIVER

Summary

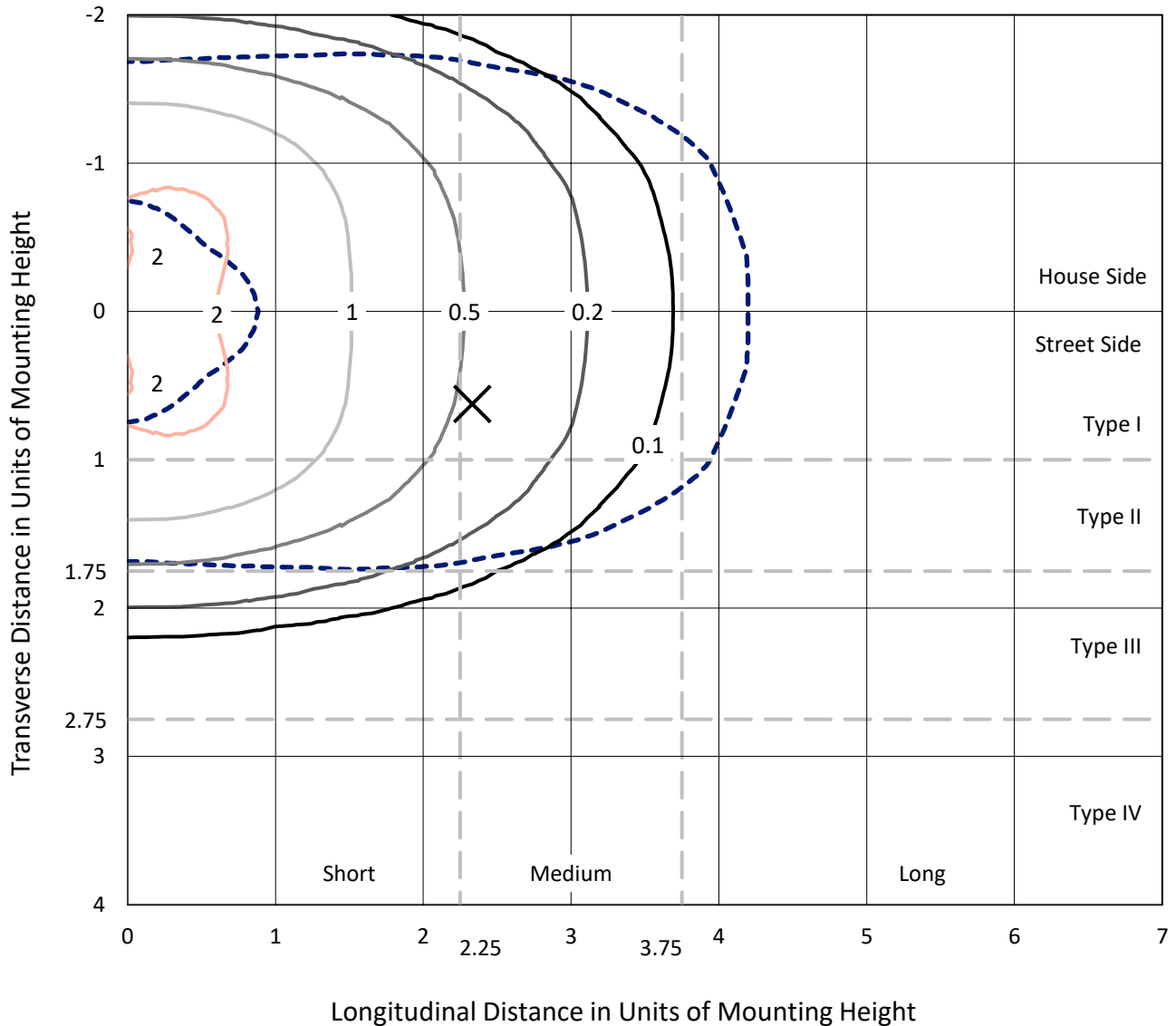
Lumens per Lamp: N/A
Luminaire Lumens: 4704.5 lumens
Efficiency: N/A
Efficacy: 147.0 lumens/watt
Luminous Opening: Rectangular (W 1' x L: 0.5' x H: 0')
IES Classification: Type II - Medium
BUG Rating: B2 - U0 - G2

Input Watts (W): 32
Input Voltage (V): 120
Input Current (Ain): NR
Voltage Rise (V): NR
Power Factor: NR
Total Harmonic Distortion (THDi): NR
Frequency (hertz): 60
Stabilization Time: NR
Operation Time: NR
Ambient Temperature (°C): NR
Test Distance: 25 FT

REPORT NUMBER: P672843
 CATALOG NUMBER: CCP-SA-1C-750-U-RW

Iso-Footcandle Lines of Horizontal Illumination

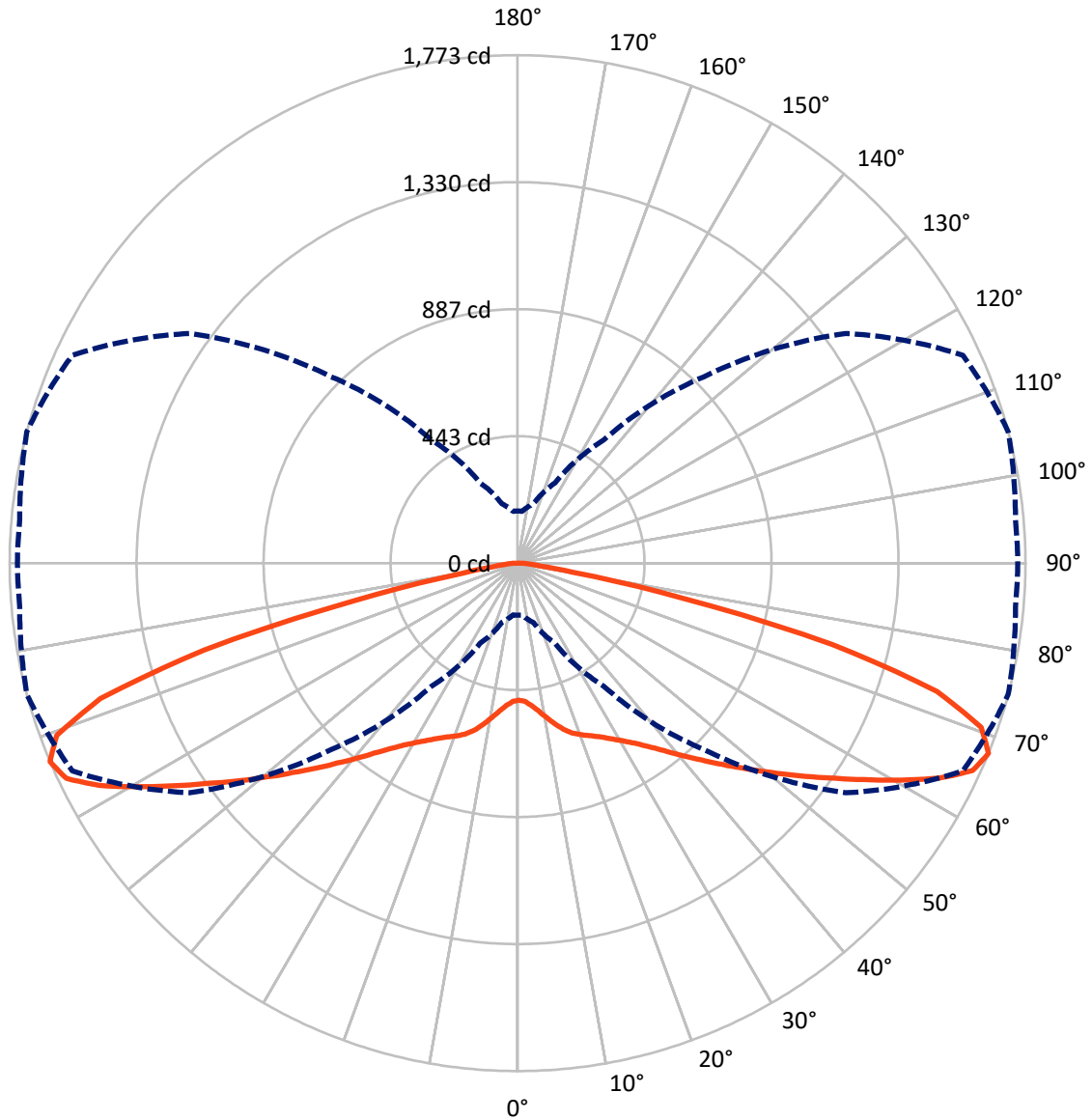
× Max cd
 - - - 1/2 Max cd



Based on 15 foot mounting height. Maximum calculated value = 2.5 fc
 Type II - Medium - N/A

REPORT NUMBER: P672843
CATALOG NUMBER: CCP-SA-1C-750-U-RW

Luminous Intensity Polar Plot



— Vertical Plane Through 75-Deg Lateral - - - Horizontal Cone Through 67.5-Deg Vertical

REPORT NUMBER: P672843

CATALOG NUMBER: CCP-SA-1C-750-U-RW

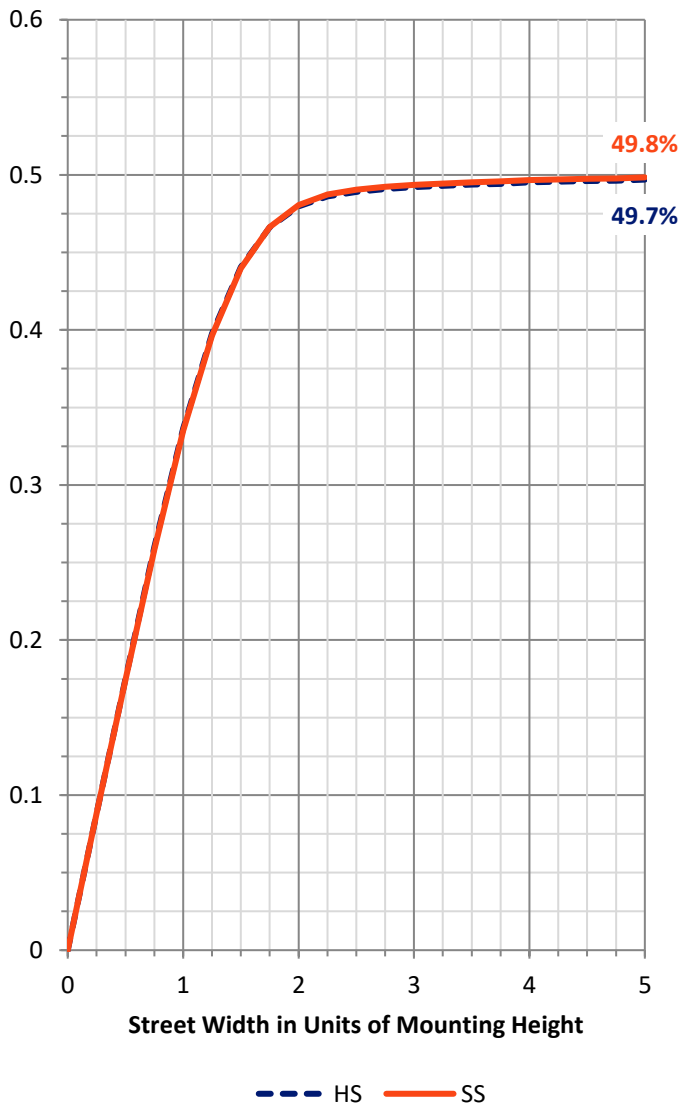
FLUX DISTRIBUTION:

		Downward	Upward	Total
House Side	Lumens	2352.3	0.0	2352.3
	% Fixture	50.0	0.0	50.0
Street Side	Lumens	2352.3	0.0	2352.3
	% Fixture	50.0	0.0	50.0
Total	Lumens	4704.5	0.0	4704.5
	% Fixture	100.0	0.0	100.0

Coefficient of Utilization

ZONAL LUMENS:

Zone	Lumens	% Fixture
0°-10°	47.4	1.0
10°-20°	159.6	3.4
20°-30°	311.6	6.6
30°-40°	537.6	11.4
40°-50°	870.8	18.5
50°-60°	1184.3	25.2
60°-70°	1092.5	23.2
70°-80°	457.1	9.7
80°-90°	43.6	0.9
90°-100°	0.0	0.0
100°-110°	0.0	0.0
110°-120°	0.0	0.0
120°-130°	0.0	0.0
130°-140°	0.0	0.0
140°-150°	0.0	0.0
150°-160°	0.0	0.0
160°-170°	0.0	0.0
170°-180°	0.0	0.0
0°-90°	4704.5	100.0
0°-180°	4704.5	100.0



REPORT NUMBER: P672843

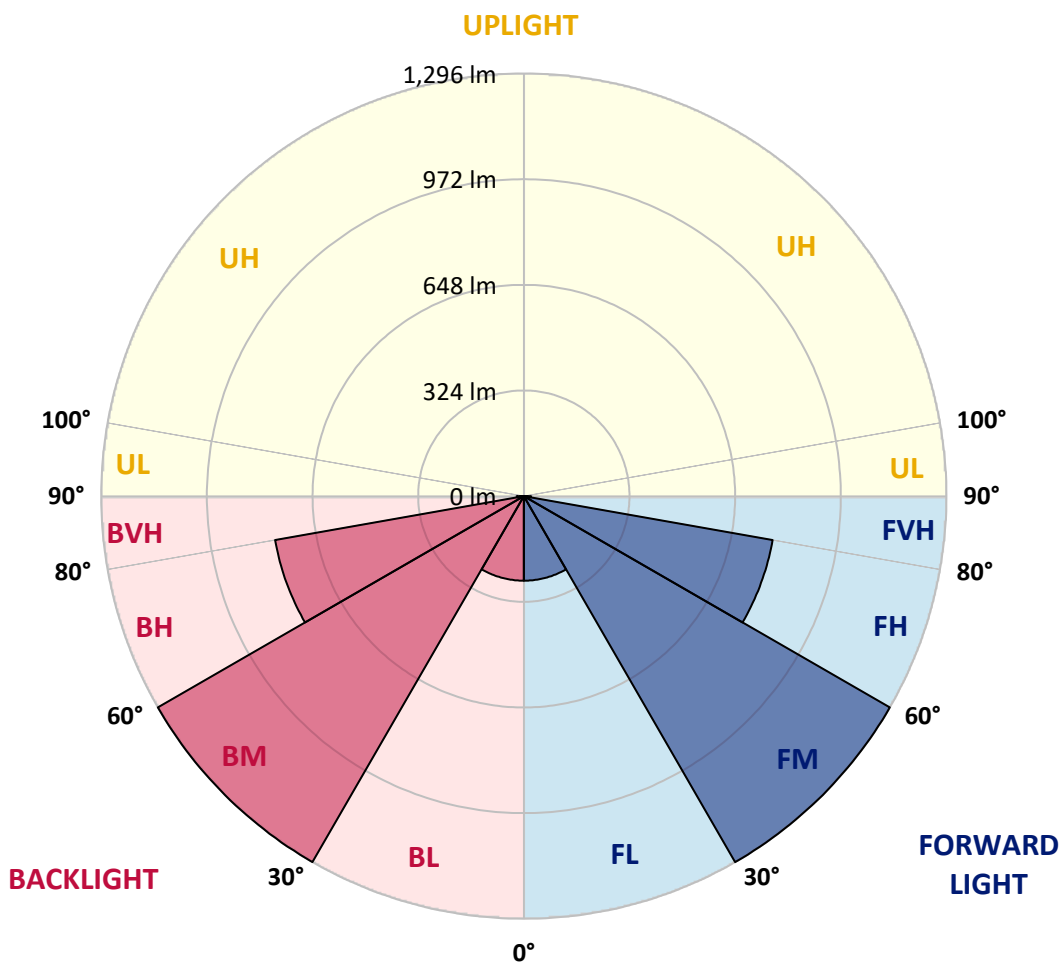
CATALOG NUMBER: CCP-SA-1C-750-U-RW

LUMINAIRE CLASSIFICATION SYSTEM LUMEN TABLE AND BUG RATING:

Zone	Lumens	% Fixture	Zone Rating/Lumen Limit		
			B	U	G
FL (0°-30°)	259.3	5.5			
FM (30°-60°)	1296.3	27.6			
FH (60°-80°)	774.8	16.5			G1/1800
FVH (80°-90°)	21.8	0.5			G1/100
BL (0°-30°)	259.3	5.5	B1/500		
BM (30°-60°)	1296.3	27.6	B2/2500		
BH (60°-80°)	774.8	16.5	B2/1000		G2/1000
BVH (80°-90°)	21.8	0.5			G1/100
UL (90°-100°)	0.0	0.0		U0/0	
UH (100°-180°)	0.0	0.0		U0/0	

BUG Rating: B2-U0-G2

Type II Medium





REPORT NUMBER: P672843
 CATALOG NUMBER: CCP-SA-1C-750-U-RW

CANDELA DISTRIBUTION (FULL):

	0°	5°	15°	25°	35°	45°	55°	65°	75°	85°	90°
0°	478.6	478.6	478.6	478.6	478.6	478.6	478.6	478.6	478.6	478.6	478.6
2.5°	475.6	475.6	476.9	478.6	479.3	480.6	481.0	481.0	483.0	482.7	483.0
5°	474.2	474.2	476.6	479.6	483.0	487.1	491.1	493.5	498.6	499.6	499.9
7.5°	475.6	475.9	479.3	484.4	490.1	497.6	505.3	511.8	520.2	523.3	525.3
10°	480.6	481.0	485.4	492.5	501.3	512.1	523.3	533.4	546.9	553.0	554.0
12.5°	488.4	488.8	495.2	506.7	519.2	532.7	545.2	558.1	575.0	584.1	586.2
15°	500.3	499.2	509.4	526.3	543.9	560.8	572.0	584.5	602.4	614.2	617.3
17.5°	516.5	517.2	529.7	551.3	573.0	590.2	601.4	608.5	624.1	636.2	639.3
20°	536.8	539.8	555.7	580.8	606.1	624.4	632.2	631.2	640.0	650.4	652.8
22.5°	565.5	567.6	586.9	614.9	644.0	663.0	666.0	654.8	654.5	661.3	664.3
25°	599.4	601.1	621.4	653.8	684.6	704.6	701.5	682.2	672.1	672.4	674.5
27.5°	638.9	642.3	663.3	696.4	728.2	746.5	742.1	714.0	694.1	688.0	686.6
30°	690.4	694.1	715.4	747.2	775.3	791.5	784.7	749.2	719.4	709.3	707.3
32.5°	757.3	757.0	779.0	809.8	829.4	839.9	826.7	786.4	748.9	735.3	732.6
35°	826.3	829.7	851.4	881.1	896.0	896.7	875.7	830.4	785.7	762.4	757.3
37.5°	904.1	905.8	930.8	958.9	968.7	963.3	932.2	881.8	830.4	805.7	796.9
40°	983.9	985.6	1014.7	1041.8	1052.6	1039.8	998.8	938.6	883.2	856.1	851.0
42.5°	1058.0	1062.4	1094.9	1126.7	1137.2	1122.3	1072.9	1000.9	939.0	912.9	906.2
45°	1119.6	1124.3	1160.8	1201.4	1220.0	1207.9	1152.1	1070.9	1003.2	975.2	963.7
47.5°	1165.9	1172.0	1210.9	1259.6	1295.8	1293.4	1236.3	1145.0	1072.2	1039.1	1028.6
50°	1197.7	1204.1	1246.1	1298.5	1353.0	1371.2	1321.9	1226.8	1149.0	1111.8	1104.7
52.5°	1200.1	1205.8	1253.9	1319.1	1391.9	1432.1	1406.1	1313.1	1233.6	1195.0	1189.9
55°	1147.3	1151.4	1215.3	1302.2	1407.8	1478.8	1482.9	1407.1	1323.9	1285.0	1282.6
57.5°	1026.2	1032.0	1108.4	1223.4	1381.4	1508.9	1549.5	1505.5	1426.0	1389.5	1387.5
60°	829.0	836.5	923.7	1076.6	1286.0	1501.1	1606.0	1597.9	1537.7	1502.1	1500.8
62.5°	584.8	587.5	678.5	847.0	1099.3	1418.6	1633.4	1687.8	1653.3	1617.5	1619.5
65°	343.7	347.4	414.0	565.5	833.8	1228.8	1586.0	1750.4	1746.0	1713.2	1716.6
67.5°	181.6	181.6	215.1	309.2	524.3	920.0	1397.6	1715.9	1773.4	1744.7	1746.3
70°	125.5	125.1	131.2	155.3	253.3	570.3	1045.5	1535.3	1717.6	1706.8	1711.2
72.5°	106.2	105.5	105.9	109.3	128.9	257.7	634.9	1182.5	1531.2	1547.8	1551.5
75°	93.0	92.0	91.3	90.6	92.3	117.0	289.5	729.6	1135.1	1239.3	1237.3
77.5°	80.2	79.5	78.8	76.4	73.7	76.8	118.4	328.1	583.8	689.0	681.6
80°	66.0	66.0	67.0	63.6	58.5	56.5	70.7	122.4	193.8	202.3	186.0
82.5°	51.8	51.8	56.8	52.1	46.0	40.9	49.0	65.3	78.8	63.9	52.1
85°	36.5	36.9	47.4	43.3	35.5	23.7	30.4	38.9	44.3	28.1	22.0
87.5°	14.9	15.9	29.4	23.3	22.3	11.8	14.2	17.3	22.0	11.8	9.5
90°	0.0	0.0	0.0	0.0	0.0	0.0	0.0	0.0	0.0	0.0	0.0

(END OF REPORT)